



Analytical Test Report

Science First. ORELAP ID: 4101 OLCC#: 010-10233216933

20756 High Desert Court STE 6, Bend, OR 97701 (541) 299-2008

Ablis Strawberry Mojito

Lab ID: B230413-01 & B230413-02

Ablis CBD

Harvest / Process Lot: ABLIS-2023-KEG.SMJ.024

METRC Batch ID: ABLIS-2023-KEG.SMJ.024

METRC Sample Tag: ABLIS-2023-KEG.SMJ.024

Date Sampled: 04/17/23

Date Printed: 04/26/23

Potency Analysis

Analytical Method: JA-Potency-Proprietary
SOP JA_009 Potency Analysis by HPLC-UV-Vis

Cannabinoids	mg/g	LOQ
THCA	<LOQ	0.0130
delta 9-THC	<LOQ	0.0130
delta 8-THC	<LOQ	0.0130
CBDA	<LOQ	0.0130
CBGA	<LOQ	0.0130
CBD	0.108	0.0130
CBG	<LOQ	0.0130
CBN	<LOQ	0.0130
CBC	<LOQ	0.0130
THCV	<LOQ	0.0130
Total CBG	<LOQ	0.0130
Total Cannabinoids	0.108	0.0130

Total THC

<LOQ mg/g

THC RPD:

Total CBD

0.108 mg/g


CBD RPD: 0.930%

<LOQ - Results below the Limit of Quantitation

Acid form of THC/CBD are decarboxylated by heat, lose 12% of original mass as CO2. Result = *bioactive*

"Total" Cannabinoid accounts for decarboxylation and moisture content. Total THC = [(THCA×0.877) + Δ9THC] / (100%-MC)

Zoe Wiggers
Technical Director



Analytical Test Report

Science First. ORELAP ID: 4101 OLCC#: 010-10233216933

20756 High Desert Court STE 6, Bend, OR 97701 (541) 299-2008

Ablis Strawberry Mojito

Lab ID: B230413-01

Ablis CBD

Harvest / Process Lot: ABLIS-2023-KEG.SMJ.024

METRC Batch ID: ABLIS-2023-KEG.SMJ.024

METRC Sample Tag: ABLIS-2023-KEG.SMJ.024

Date Sampled: 04/17/23

Date Printed: 04/26/23

Potency Analysis

Analytical Method: JA-Potency-Proprietary
SOP JA_009 Potency Analysis by HPLC-UV-Vis

Cannabinoids	mg/g	LOQ	Notes
THCA	< LOQ	0.0131	
delta 9-THC	< LOQ	0.0131	
delta 8-THC	< LOQ	0.0131	
CBDA	< LOQ	0.0131	
CBGA	< LOQ	0.0131	
CBD	0.108	0.0131	
CBG	< LOQ	0.0131	
CBN	< LOQ	0.0131	
CBC	< LOQ	0.0131	
THCV	< LOQ	0.0131	
Total CBG	< LOQ	0.0131	
Total Cannabinoids	0.109	0.0131	

Total THC
< LOQ mg/g


Total CBD
0.108 mg/g

<LOQ - Results below the Limit of Quantitation

Acid form of THC/CBD are decarboxylated by heat, lose 12% of original mass as CO2. Result = *bioactive*

"Total" Cannabinoid accounts for decarboxylation and moisture content. Total THC = [(THCA*0.877) + Δ9THC] / (100%-MC)

Zoe Wiggers
Technical Director



Analytical Test Report

Science First. ORELAP ID: 4101 OLCC#: 010-10233216933

20756 High Desert Court STE 6, Bend, OR 97701 (541) 299-2008

Ablis Strawberry Mojito

Ablis CBD

Laboratory ID: B230413-01

Quality Control Potency

Batch: B23D173 - BB Potency


Blank(B23D173-BLK1)

Analyte	Result	LOQ	Units	%Recovery Limits	Extracted	Analyzed	Notes
THCA	< LOQ	0.182	mg/g		04/19/23 10:14	04/20/23 09:16	
delta 9-THC	< LOQ	0.182	mg/g		04/19/23 10:14	04/20/23 09:16	
CBGA	< LOQ	0.182	mg/g		04/19/23 10:14	04/20/23 09:16	
CBDA	< LOQ	0.182	mg/g		04/19/23 10:14	04/20/23 09:16	
CBD	< LOQ	0.182	mg/g		04/19/23 10:14	04/20/23 09:16	
CBN	< LOQ	0.182	mg/g		04/19/23 10:14	04/20/23 09:16	
CBG	< LOQ	0.182	mg/g		04/19/23 10:14	04/20/23 09:16	
delta 8-THC	< LOQ	0.182	mg/g		04/19/23 10:14	04/20/23 09:16	
CBC	< LOQ	0.182	mg/g		04/19/23 10:14	04/20/23 09:16	
Total CBG	< LOQ	0.182	mg/g		04/19/23 10:14	04/20/23 09:16	
THCV	< LOQ	0.182	mg/g		04/19/23 10:14	04/20/23 09:16	

LCS(B23D173-BS1)

Analyte	% Recovery	LOQ	Units	%Recovery Limits	Extracted	Analyzed	Notes
THCA	95.4	1.14	mg/g	90-110	04/19/23 10:14	04/20/23 09:16	
delta 9-THC	96.5	1.14	mg/g	90-110	04/19/23 10:14	04/20/23 09:16	
CBDA	95.5	1.14	mg/g	90-110	04/19/23 10:14	04/20/23 09:16	
CBD	95.0	1.14	mg/g	90-110	04/19/23 10:14	04/20/23 09:16	
delta 8-THC	90.4	1.14	mg/g	90-110	04/19/23 10:14	04/20/23 09:16	

Zoe Wiggers
Technical Director



Analytical Test Report

Science First. ORELAP ID: 4101 OLCC#: 010-10233216933

20756 High Desert Court STE 6, Bend, OR 97701 (541) 299-2008

Ablis Strawberry Mojito

Ablis CBD

Laboratory ID: B230413-01

Notes and Definitions

- B Analyte detected in method blank, but not associated samples.
 - B2 Analyte detected in sample and associate method blank.
 - C Interference due to co-elution.
 - D Initial result exceeded calibration range, reported data are based on analysis of a dilution.
 - H Non-homogenous sample matrix affecting RPD and/or QC.
 - I Manual Integration was performed.
 - L Duplicate sample relative percent difference (RPD) exceeds QC limits.
 - M Anomalous results due to matrix interference
 - P Peaks manually split.
 - Q1 QC out of limits but still OK
 - Q2 Quality Control outside QC limits. Data considered estimate.
 - Q3 CCV was above the acceptance criteria. Non-detect samples are considered acceptable.
 - Q4 CCV was below the acceptance criteria, however the sample still exceeds the regulatory limit.
 - R Marginal Exceedence.
 - U Reported result is an estimate. The analyte was detected above the calibration range.
 - X Problems with initial analysis, reported data are from reinjection of prepared sample.
- <LOQ - Results below the Limit of Quantitation - Compound not detected

Zoe Wiggers
Technical Director