

Analytical Test Report

Science First. ORELAP ID: 4101 OLCC#: 010-10233216933

20756 High Desert Court STE 6, Bend, OR 97701 (541) 299-2008

Ablis Berry Lime Water

Lab ID: B230818-01 & B230818-02

Ablis CBD

Harvest / Process Lot: 8/16/23

METRC Batch ID: KEG.BLW.007

METRC Sample Tag: KEG.BLW.007

Date Sampled: 08/16/23

Date Printed: 08/23/23

Potency Analysis

Analytical Method: JA-Potency-Proprietary
SOP JA_009 Potency Analysis by HPLC-UV-Vis

Cannabinoids	mg/g	LOQ
THCA	<LOQ	0.0135
delta 9-THC	<LOQ	0.0135
delta 8-THC	<LOQ	0.0135
CBDA	<LOQ	0.0135
CBGA	<LOQ	0.0135
CBD	0.136	0.0135
CBG	<LOQ	0.0135
CBN	<LOQ	0.0135
CBC	<LOQ	0.0135
THCV	<LOQ	0.0135
Total CBG	<LOQ	0.0135
Total Cannabinoids	0.136	0.00135

Total THC

<LOQ mg/g

THC RPD:

Total CBD

0.136 mg/g


CBD RPD: 0.733%

<LOQ - Results below the Limit of Quantitation

Acid form of THC/CBD are decarboxylated by heat, lose 12% of original mass as CO2. Result = *bioactive*

"Total" Cannabinoid accounts for decarboxylation and moisture content. Total THC = [(THCA×0.877) + Δ9THC] / (100%-MC)

Zoe Wiggers
Technical Director



Analytical Test Report

Science First. ORELAP ID: 4101 OLCC#: 010-10233216933

20756 High Desert Court STE 6, Bend, OR 97701 (541) 299-2008

Ablis Berry Lime Water

Lab ID: B230818-01

Ablis CBD

Harvest / Process Lot: 8/16/23

METRC Batch ID: KEG.BLW.007

METRC Sample Tag: KEG.BLW.007

Date Sampled: 08/16/23

Date Printed: 08/23/23

Potency Analysis

Analytical Method: JA-Potency-Proprietary
SOP JA_009 Potency Analysis by HPLC-UV-Vis

Cannabinoids	mg/g	LOQ	Notes
THCA	< LOQ	0.0135	
delta 9-THC	< LOQ	0.0135	
delta 8-THC	< LOQ	0.0135	
CBDA	< LOQ	0.0135	
CBGA	< LOQ	0.0135	
CBD	0.136	0.0135	
CBG	< LOQ	0.0135	
CBN	< LOQ	0.0135	
CBC	< LOQ	0.0135	
THCV	< LOQ	0.0135	
Total CBG	< LOQ	0.0135	
Total Cannabinoids	0.136	0.00135	

Total THC
< LOQ mg/g


Total CBD
0.136 mg/g

<LOQ - Results below the Limit of Quantitation

Acid form of THC/CBD are decarboxylated by heat, lose 12% of original mass as CO2. Result = *bioactive*

"Total" Cannabinoid accounts for decarboxylation and moisture content. Total THC = [(THCA*0.877) + Δ9THC] / (100%-MC)

Zoe Wiggers
Technical Director



Analytical Test Report

Science First. ORELAP ID: 4101 OLCC#: 010-10233216933

20756 High Desert Court STE 6, Bend, OR 97701 (541) 299-2008

Ablis Berry Lime Water

Ablis CBD

Laboratory ID: B230818-01

Quality Control Potency

Batch: B23H143 - BB Potency


Blank(B23H143-BLK1)

Analyte	Result	LOQ	Units	%Recovery Limits	Extracted	Analyzed	Notes
THCA	< LOQ	0.196	mg/g		08/17/23 08:46	08/17/23 12:28	
delta 9-THC	< LOQ	0.196	mg/g		08/17/23 08:46	08/17/23 12:28	
CBGA	< LOQ	0.196	mg/g		08/17/23 08:46	08/17/23 12:28	
CBDA	< LOQ	0.196	mg/g		08/17/23 08:46	08/17/23 12:28	
CBD	< LOQ	0.196	mg/g		08/17/23 08:46	08/17/23 12:28	
CBN	< LOQ	0.196	mg/g		08/17/23 08:46	08/17/23 12:28	
CBG	< LOQ	0.196	mg/g		08/17/23 08:46	08/17/23 12:28	
delta 8-THC	< LOQ	0.196	mg/g		08/17/23 08:46	08/17/23 12:28	
CBC	< LOQ	0.196	mg/g		08/17/23 08:46	08/17/23 12:28	
Total CBG	< LOQ	0.196	mg/g		08/17/23 08:46	08/17/23 12:28	
THCV	< LOQ	0.196	mg/g		08/17/23 08:46	08/17/23 12:28	

LCS(B23H143-BS1)

Analyte	% Recovery	LOQ	Units	%Recovery Limits	Extracted	Analyzed	Notes
THCA	99.7	1.17	mg/g	90-110	08/17/23 08:46	08/17/23 12:28	
delta 9-THC	100	1.17	mg/g	90-110	08/17/23 08:46	08/17/23 12:28	
CBDA	97.3	1.17	mg/g	90-110	08/17/23 08:46	08/17/23 12:28	
CBD	99.9	1.17	mg/g	90-110	08/17/23 08:46	08/17/23 12:28	
delta 8-THC	98.6	1.17	mg/g	90-110	08/17/23 08:46	08/17/23 12:28	

Zoe Wiggers
Technical Director



**Brite
Box
Labs** .inc.

Analytical Test Report

Science First. ORELAP ID: 4101 OLCC#: 010-10233216933

20756 High Desert Court STE 6, Bend, OR 97701 (541) 299-2008

Ablis Berry Lime Water


Ablis CBD

Laboratory ID: B230818-01

Notes and Definitions

- B Analyte detected in method blank, but not associated samples.
 - B2 Analyte detected in sample and associate method blank.
 - C Interference due to co-elution.
 - D Initial result exceeded calibration range, reported data are based on analysis of a dilution.
 - H Non-homogenous sample matrix affecting RPD and/or QC.
 - I Manual Integration was performed.
 - L Duplicate sample relative percent difference (RPD) exceeds QC limits.
 - M Anomalous results due to matrix interference
 - P Peaks manually split.
 - Q1 QC out of limits but still ok
 - Q2 Quality Control outside QC limits. Data considered estimate.
 - Q3 CCV was above the acceptance criteria. Non-detect samples are considered acceptable.
 - Q4 CCV was below the acceptance criteria, however the sample still exceeds the regulatory limit.
 - R Marginal Exceedence.
 - U Reported result is an estimate. The analyte was detected above the calibration range.
 - X Problems with initial analysis, reported data are from reinjection of prepared sample.
- <LOQ - Results below the Limit of Quantitation - Compound not detected

Zoe Wiggers
Technical Director



Analytical Test Report

Science First. ORELAP ID: 4101 OLCC#: 010-10233216933

20756 High Desert Court STE 6, Bend, OR 97701 (541) 299-2008

Ablis Berry Lime Water FD

Lab ID: B230818-02

Ablis CBD

Harvest / Process Lot: 8/16/23

METRC Batch ID: KEG.BLW.007

METRC Sample Tag: KEG.BLW.007

Date Sampled: 08/16/23

Date Printed: 08/23/23

Potency Analysis

Analytical Method: JA-Potency-Proprietary
SOP JA_009 Potency Analysis by HPLC-UV-Vis

Cannabinoids	mg/g	LOQ	Notes
THCA	< LOQ	0.0135	
delta 9-THC	< LOQ	0.0135	
delta 8-THC	< LOQ	0.0135	
CBDA	< LOQ	0.0135	
CBGA	< LOQ	0.0135	
CBD	0.137	0.0135	
CBG	< LOQ	0.0135	
CBN	< LOQ	0.0135	
CBC	< LOQ	0.0135	
THCV	< LOQ	0.0135	
Total CBG	< LOQ	0.0135	
Total Cannabinoids	0.137	0.00135	

Total THC
< LOQ mg/g


Total CBD
0.137 mg/g

<LOQ - Results below the Limit of Quantitation

Acid form of THC/CBD are decarboxylated by heat, lose 12% of original mass as CO2. Result = *bioactive*

"Total" Cannabinoid accounts for decarboxylation and moisture content. Total THC = [(THCA*0.877) + Δ9THC] / (100%-MC)

Zoe Wiggers
Technical Director



Analytical Test Report

Science First. ORELAP ID: 4101 OLCC#: 010-10233216933

20756 High Desert Court STE 6, Bend, OR 97701 (541) 299-2008

Ablis Berry Lime Water FD

Ablis CBD

Laboratory ID: B230818-02

Quality Control Potency

Batch: B23H143 - BB Potency


Blank(B23H143-BLK1)

Analyte	Result	LOQ	Units	%Recovery Limits	Extracted	Analyzed	Notes
THCA	< LOQ	0.196	mg/g		08/17/23 08:46	08/17/23 12:28	
delta 9-THC	< LOQ	0.196	mg/g		08/17/23 08:46	08/17/23 12:28	
CBGA	< LOQ	0.196	mg/g		08/17/23 08:46	08/17/23 12:28	
CBDA	< LOQ	0.196	mg/g		08/17/23 08:46	08/17/23 12:28	
CBD	< LOQ	0.196	mg/g		08/17/23 08:46	08/17/23 12:28	
CBN	< LOQ	0.196	mg/g		08/17/23 08:46	08/17/23 12:28	
CBG	< LOQ	0.196	mg/g		08/17/23 08:46	08/17/23 12:28	
delta 8-THC	< LOQ	0.196	mg/g		08/17/23 08:46	08/17/23 12:28	
CBC	< LOQ	0.196	mg/g		08/17/23 08:46	08/17/23 12:28	
Total CBG	< LOQ	0.196	mg/g		08/17/23 08:46	08/17/23 12:28	
THCV	< LOQ	0.196	mg/g		08/17/23 08:46	08/17/23 12:28	

LCS(B23H143-BS1)

Analyte	% Recovery	LOQ	Units	%Recovery Limits	Extracted	Analyzed	Notes
THCA	99.7	1.17	mg/g	90-110	08/17/23 08:46	08/17/23 12:28	
delta 9-THC	100	1.17	mg/g	90-110	08/17/23 08:46	08/17/23 12:28	
CBDA	97.3	1.17	mg/g	90-110	08/17/23 08:46	08/17/23 12:28	
CBD	99.9	1.17	mg/g	90-110	08/17/23 08:46	08/17/23 12:28	
delta 8-THC	98.6	1.17	mg/g	90-110	08/17/23 08:46	08/17/23 12:28	

Zoe Wiggers
Technical Director



Analytical Test Report

Science First. ORELAP ID: 4101 OLCC#: 010-10233216933

20756 High Desert Court STE 6, Bend, OR 97701 (541) 299-2008

Ablis Berry Lime Water FD

Ablis CBD

Laboratory ID: B230818-02

Notes and Definitions

- B Analyte detected in method blank, but not associated samples.
 - B2 Analyte detected in sample and associate method blank.
 - C Interference due to co-elution.
 - D Initial result exceeded calibration range, reported data are based on analysis of a dilution.
 - H Non-homogenous sample matrix affecting RPD and/or QC.
 - I Manual Integration was performed.
 - L Duplicate sample relative percent difference (RPD) exceeds QC limits.
 - M Anomalous results due to matrix interference
 - P Peaks manually split.
 - Q1 QC out of limits but still ok
 - Q2 Quality Control outside QC limits. Data considered estimate.
 - Q3 CCV was above the acceptance criteria. Non-detect samples are considered acceptable.
 - Q4 CCV was below the acceptance criteria, however the sample still exceeds the regulatory limit.
 - R Marginal Exceedence.
 - U Reported result is an estimate. The analyte was detected above the calibration range.
 - X Problems with initial analysis, reported data are from reinjection of prepared sample.
- <LOQ - Results below the Limit of Quantitation - Compound not detected

Zoe Wiggers
Technical Director