



# Analytical Test Report

Science First. ORELAP ID: 4101 OLCC#: 010-10233216933

20756 High Desert Court STE 6, Bend, OR 97701 (541) 299-2008

## Ablis Cranberry Blood Orange Kegs

Lab ID: B230809-01 & B230809-02

Ablis CBD

Harvest / Process Lot: 8/8/2023

METRC Batch ID: KEG.CBO.175

METRC Sample Tag: KEG.CBO.175

Date Sampled: 08/09/23

Date Printed: 08/16/23

### Potency Analysis

Analytical Method: JA-Potency-Proprietary  
SOP JA\_009 Potency Analysis by HPLC-UV-Vis

Cannabinoids	mg/g	LOQ
THCA	<LOQ	0.0132
delta 9-THC	<LOQ	0.0132
delta 8-THC	<LOQ	0.0132
CBDA	<LOQ	0.0132
CBGA	<LOQ	0.0132
CBD	0.132	0.0132
CBG	<LOQ	0.0132
CBN	<LOQ	0.0132
CBC	<LOQ	0.0132
THCV	<LOQ	0.0132
Total CBG	<LOQ	0.0132
Total Cannabinoids	0.132	0.00132

**Total THC**

**<LOQ** mg/g

---

THC RPD:

**Total CBD**

**0.132** mg/g

---


CBD RPD: 0.760%

<LOQ - Results below the Limit of Quantitation

Acid form of THC/CBD are decarboxylated by heat, lose 12% of original mass as CO2. Result = \*bioactive\*

"Total" Cannabinoid accounts for decarboxylation and moisture content. Total THC = [(THCA×0.877) + Δ9THC] / (100%-MC)

**Zoe Wiggers**  
Technical Director



# Analytical Test Report

Science First. ORELAP ID: 4101 OLCC#: 010-10233216933

20756 High Desert Court STE 6, Bend, OR 97701 (541) 299-2008

## Ablis Cranberry Blood Orange Kegs

Lab ID: B230809-01

Ablis CBD

Harvest / Process Lot: 8/8/2023

METRC Batch ID: KEG.CBO.175

METRC Sample Tag: KEG.CBO.175

Date Sampled: 08/09/23

Date Printed: 08/16/23

### Potency Analysis

Analytical Method: JA-Potency-Proprietary  
SOP JA\_009 Potency Analysis by HPLC-UV-Vis

Cannabinoids	mg/g	LOQ	Notes
THCA	< LOQ	0.0134	
delta 9-THC	< LOQ	0.0134	
delta 8-THC	< LOQ	0.0134	
CBDA	< LOQ	0.0134	
CBGA	< LOQ	0.0134	
CBD	0.131	0.0134	
CBG	< LOQ	0.0134	
CBN	< LOQ	0.0134	
CBC	< LOQ	0.0134	
THCV	< LOQ	0.0134	
Total CBG	< LOQ	0.0134	
Total Cannabinoids	0.131	0.00134	

**Total THC**  
**< LOQ** mg/g


**Total CBD**  
**0.131** mg/g

<LOQ - Results below the Limit of Quantitation

Acid form of THC/CBD are decarboxylated by heat, lose 12% of original mass as CO2. Result = \*bioactive\*

"Total" Cannabinoid accounts for decarboxylation and moisture content. Total THC = [(THCA\*0.877) + Δ9THC] / (100%-MC)

**Zoe Wiggers**  
Technical Director



# Analytical Test Report

Science First. ORELAP ID: 4101 OLCC#: 010-10233216933

20756 High Desert Court STE 6, Bend, OR 97701 (541) 299-2008

## Ablis Cranberry Blood Orange Kegs

*Ablis CBD*

Laboratory ID: B230809-01

### Quality Control Potency

Batch: B23H091 - BB Potency


#### Blank(B23H091-BLK1)

Analyte	Result	LOQ	Units	%Recovery Limits	Extracted	Analyzed	Notes
THCA	< LOQ	0.187	mg/g		08/10/23 09:36	08/10/23 16:29	
delta 9-THC	< LOQ	0.187	mg/g		08/10/23 09:36	08/10/23 16:29	
CBGA	< LOQ	0.187	mg/g		08/10/23 09:36	08/10/23 16:29	
CBDA	< LOQ	0.187	mg/g		08/10/23 09:36	08/10/23 16:29	
CBD	< LOQ	0.187	mg/g		08/10/23 09:36	08/10/23 16:29	
CBN	< LOQ	0.187	mg/g		08/10/23 09:36	08/10/23 16:29	
CBG	< LOQ	0.187	mg/g		08/10/23 09:36	08/10/23 16:29	
delta 8-THC	< LOQ	0.187	mg/g		08/10/23 09:36	08/10/23 16:29	
CBC	< LOQ	0.187	mg/g		08/10/23 09:36	08/10/23 16:29	
Total CBG	< LOQ	0.187	mg/g		08/10/23 09:36	08/10/23 16:29	
THCV	< LOQ	0.187	mg/g		08/10/23 09:36	08/10/23 16:29	

#### LCS(B23H091-BS1)

Analyte	% Recovery	LOQ	Units	%Recovery Limits	Extracted	Analyzed	Notes
THCA	96.4	1.14	mg/g	90-110	08/10/23 09:36	08/10/23 16:29	
delta 9-THC	95.9	1.14	mg/g	90-110	08/10/23 09:36	08/10/23 16:29	
CBDA	100	1.14	mg/g	90-110	08/10/23 09:36	08/10/23 16:29	
CBD	95.6	1.14	mg/g	90-110	08/10/23 09:36	08/10/23 16:29	
delta 8-THC	94.7	1.14	mg/g	90-110	08/10/23 09:36	08/10/23 16:29	

**Zoe Wiggers**  
Technical Director



# Analytical Test Report

Science First. ORELAP ID: 4101 OLCC#: 010-10233216933

20756 High Desert Court STE 6, Bend, OR 97701 (541) 299-2008

## Ablis Cranberry Blood Orange Kegs

*Ablis CBD*

Laboratory ID: B230809-01

### Notes and Definitions

- B Analyte detected in method blank, but not associated samples.
  - B2 Analyte detected in sample and associate method blank.
  - C Interference due to co-elution.
  - D Initial result exceeded calibration range, reported data are based on analysis of a dilution.
  - H Non-homogenous sample matrix affecting RPD and/or QC.
  - I Manual Integration was performed.
  - L Duplicate sample relative percent difference (RPD) exceeds QC limits.
  - M Anomalous results due to matrix interference
  - P Peaks manually split.
  - Q1 QC out of limits but still OK
  - Q2 Quality Control outside QC limits. Data considered estimate.
  - Q3 CCV was above the acceptance criteria. Non-detect samples are considered acceptable.
  - Q4 CCV was below the acceptance criteria, however the sample still exceeds the regulatory limit.
  - R Marginal Exceedence.
  - U Reported result is an estimate. The analyte was detected above the calibration range.
  - X Problems with initial analysis, reported data are from reinjection of prepared sample.
- <LOQ - Results below the Limit of Quantitation - Compound not detected



**Zoe Wiggers**  
Technical Director