



Analytical Test Report

Science First. ORELAP ID: 4101 OLCC#: 010-10233216933

20756 High Desert Court STE 6, Bend, OR 97701 (541) 299-2008

Ablis Cranberry Blood Orange Kegs

Lab ID: B231022-01 & B231022-02

Ablis CBD

Harvest / Process Lot: 10/19/23

METRC Batch ID: Keg.CBO.177

METRC Sample Tag: KEG.CBO.117

Date Sampled: 10/20/23

Date Printed: 10/26/23

Potency Analysis

Analytical Method: BBL-Potency-Proprietary
SOP BBL_009 Potency Analysis by HPLC-UV-Vis

Cannabinoids	mg/g	LOQ
THCA	<LOQ	0.0128
delta 9-THC	<LOQ	0.0128
delta 8-THC	<LOQ	0.0128
CBDA	<LOQ	0.0128
CBGA	<LOQ	0.0128
CBD	0.136	0.0128
CBG	<LOQ	0.0128
CBN	<LOQ	0.0128
CBC	<LOQ	0.0128
THCV	<LOQ	0.0128
Total CBG	<LOQ	0.00128
Total Cannabinoids	0.136	0.00128

Total THC

<LOQ mg/g

THC RPD:

Total CBD

0.136 mg/g


CBD RPD: 0.738%

<LOQ - Results below the Limit of Quantitation

Acid form of THC/CBD are decarboxylated by heat, lose 12% of original mass as CO2. Result = *bioactive*

"Total" Cannabinoid accounts for decarboxylation and moisture content. Total THC = [(THCA×0.877) + Δ9THC] / (100%-MC)

Zoe Wiggers
Technical Director



Analytical Test Report

Science First. ORELAP ID: 4101 OLCC#: 010-10233216933

20756 High Desert Court STE 6, Bend, OR 97701 (541) 299-2008

Ablis Cranberry Blood Orange Kegs

Lab ID: B231022-01

Ablis CBD

Harvest / Process Lot: 10/19/23

METRC Batch ID: Keg.CBO.177

METRC Sample Tag: KEG.CBO.117

Date Sampled: 10/20/23

Date Printed: 10/26/23

Potency Analysis

Analytical Method: JA-Potency-Proprietary
SOP JA_009 Potency Analysis by HPLC-UV-Vis

Cannabinoids	mg/g	LOQ	Notes
THCA	< LOQ	0.0128	
delta 9-THC	< LOQ	0.0128	
delta 8-THC	< LOQ	0.0128	
CBDA	< LOQ	0.0128	
CBGA	< LOQ	0.0128	
CBD	0.136	0.0128	
CBG	< LOQ	0.0128	
CBN	< LOQ	0.0128	
CBC	< LOQ	0.0128	
THCV	< LOQ	0.0128	
Total CBG	< LOQ	0.00128	
Total Cannabinoids	0.136	0.00128	

Total THC
< LOQ mg/g


Total CBD
0.136 mg/g

<LOQ - Results below the Limit of Quantitation

Acid form of THC/CBD are decarboxylated by heat, lose 12% of original mass as CO2. Result = *bioactive*

"Total" Cannabinoid accounts for decarboxylation and moisture content. Total THC = [(THCA*0.877) + Δ9THC] / (100%-MC)

Zoe Wiggers
Technical Director



Analytical Test Report

Science First. ORELAP ID: 4101 OLCC#: 010-10233216933

20756 High Desert Court STE 6, Bend, OR 97701 (541) 299-2008

Ablis Cranberry Blood Orange Kegs

Ablis CBD

Laboratory ID: B231022-01

Quality Control Potency

Batch: B23J154 - BB Potency


Blank(B23J154-BLK1)

Analyte	Result	LOQ	Units	%Recovery Limits	Extracted	Analyzed	Notes
THCA	< LOQ	0.194	mg/g		10/20/23 15:20	10/25/23 16:52	
delta 9-THC	< LOQ	0.194	mg/g		10/20/23 15:20	10/25/23 16:52	
CBGA	< LOQ	0.194	mg/g		10/20/23 15:20	10/25/23 16:52	
CBDA	< LOQ	0.194	mg/g		10/20/23 15:20	10/25/23 16:52	
CBD	< LOQ	0.194	mg/g		10/20/23 15:20	10/25/23 16:52	
CBN	< LOQ	0.194	mg/g		10/20/23 15:20	10/25/23 16:52	
CBG	< LOQ	0.194	mg/g		10/20/23 15:20	10/25/23 16:52	
delta 8-THC	< LOQ	0.194	mg/g		10/20/23 15:20	10/25/23 16:52	
CBC	< LOQ	0.194	mg/g		10/20/23 15:20	10/25/23 16:52	
Total CBG	< LOQ	0.0194	mg/g		10/20/23 15:20	10/25/23 16:52	
THCV	< LOQ	0.194	mg/g		10/20/23 15:20	10/25/23 16:52	

LCS(B23J154-BS1)

Analyte	% Recovery	LOQ	Units	%Recovery Limits	Extracted	Analyzed	Notes
THCA	97.4	1.22	mg/g	90-110	10/20/23 15:20	10/25/23 16:52	
delta 9-THC	98.8	1.22	mg/g	90-110	10/20/23 15:20	10/25/23 16:52	
CBDA	99.6	1.22	mg/g	90-110	10/20/23 15:20	10/25/23 16:52	
CBD	100	1.22	mg/g	90-110	10/20/23 15:20	10/25/23 16:52	
delta 8-THC	96.7	1.22	mg/g	90-110	10/20/23 15:20	10/25/23 16:52	

Zoe Wiggers
Technical Director



Analytical Test Report

Science First. ORELAP ID: 4101 OLCC#: 010-10233216933

20756 High Desert Court STE 6, Bend, OR 97701 (541) 299-2008

Ablis Cranberry Blood Orange Kegs

Ablis CBD

Laboratory ID: B231022-01

Notes and Definitions

- B Analyte detected in method blank, but not associated samples.
 - B2 Analyte detected in sample and associate method blank.
 - C Interference due to co-elution.
 - D Initial result exceeded calibration range, reported data are based on analysis of a dilution.
 - H Non-homogenous sample matrix affecting RPD and/or QC.
 - I Manual Integration was performed.
 - L Duplicate sample relative percent difference (RPD) exceeds QC limits.
 - M Anomalous results due to matrix interference
 - P Peaks manually split.
 - Q1 QC out of limits but still OK
 - Q2 Quality Control outside QC limits. Data considered estimate.
 - Q3 CCV was above the acceptance criteria. Non-detect samples are considered acceptable.
 - Q4 CCV was below the acceptance criteria, however the sample still exceeds the regulatory limit.
 - R Marginal Exceedence.
 - U Reported result is an estimate. The analyte was detected above the calibration range.
 - X Problems with initial analysis, reported data are from reinjection of prepared sample.
- <LOQ - Results below the Limit of Quantitation - Compound not detected

Zoe Wiggers
Technical Director