



Analytical Test Report

Science First. ORELAP ID: 4101 OLCC#: 010-10233216933

20756 High Desert Court STE 6, Bend, OR 97701 (541) 299-2008

Lemon Water Cans

Lab ID: B230904-01 & B230904-02

Ablis CBD

Harvest / Process Lot: 8/28/23

METRC Batch ID: LDBCANSLW006

METRC Sample Tag: LDBCANSLW006

Date Sampled: 09/05/23

Date Printed: 09/11/23

Potency Analysis

Analytical Method: BBL-Potency-Proprietary
SOP BBL_009 Potency Analysis by HPLC-UV-Vis

Cannabinoids	mg/g	LOQ
THCA	<LOQ	0.0134
delta 9-THC	<LOQ	0.0134
delta 8-THC	<LOQ	0.0134
CBDA	<LOQ	0.0134
CBGA	<LOQ	0.0134
CBD	0.180	0.0134
CBG	<LOQ	0.0134
CBN	<LOQ	0.0134
CBC	<LOQ	0.0134
THCV	<LOQ	0.0134
Total CBG	<LOQ	0.00134
Total Cannabinoids	0.180	0.00134

Total THC

<LOQ mg/g

THC RPD:

Total CBD

0.180 mg/g


CBD RPD: 2.79%

<LOQ - Results below the Limit of Quantitation

Acid form of THC/CBD are decarboxylated by heat, lose 12% of original mass as CO2. Result = *bioactive*

"Total" Cannabinoid accounts for decarboxylation and moisture content. Total THC = [(THCA×0.877) + Δ9THC] / (100%-MC)

Zoe Wiggers
Technical Director



Analytical Test Report

Science First. ORELAP ID: 4101 OLCC#: 010-10233216933

20756 High Desert Court STE 6, Bend, OR 97701 (541) 299-2008

Lemon Water Cans

Lab ID: B230904-01

Ablis CBD

Harvest / Process Lot: 8/28/23

METRC Batch ID: LDBCANSLW006

METRC Sample Tag: LDBCANSLW006

Date Sampled: 09/05/23

Date Printed: 09/11/23

Potency Analysis

Analytical Method: JA-Potency-Proprietary
SOP JA_009 Potency Analysis by HPLC-UV-Vis

Cannabinoids	mg/g	LOQ	Notes
THCA	< LOQ	0.0133	
delta 9-THC	< LOQ	0.0133	
delta 8-THC	< LOQ	0.0133	
CBDA	< LOQ	0.0133	
CBGA	< LOQ	0.0133	
CBD	0.182	0.0133	
CBG	< LOQ	0.0133	
CBN	< LOQ	0.0133	
CBC	< LOQ	0.0133	
THCV	< LOQ	0.0133	
Total CBG	< LOQ	0.00133	
Total Cannabinoids	0.182	0.00133	

Total THC
< LOQ mg/g


Total CBD
0.182 mg/g

<LOQ - Results below the Limit of Quantitation

Acid form of THC/CBD are decarboxylated by heat, lose 12% of original mass as CO2. Result = *bioactive*

"Total" Cannabinoid accounts for decarboxylation and moisture content. Total THC = [(THCA*0.877) + Δ9THC] / (100%-MC)

Zoe Wiggers
Technical Director



Analytical Test Report

Science First. ORELAP ID: 4101 OLCC#: 010-10233216933

20756 High Desert Court STE 6, Bend, OR 97701 (541) 299-2008

Lemon Water Cans

Ablis CBD

Laboratory ID: B230904-01

Quality Control Potency

Batch: B23I023 - BB Potency


Blank(B23I023-BLK1)

Analyte	Result	LOQ	Units	%Recovery Limits	Extracted	Analyzed	Notes
THCA	< LOQ	0.192	mg/g		09/06/23 12:04	09/06/23 16:45	
delta 9-THC	< LOQ	0.192	mg/g		09/06/23 12:04	09/06/23 16:45	
CBGA	< LOQ	0.192	mg/g		09/06/23 12:04	09/06/23 16:45	
CBDA	< LOQ	0.192	mg/g		09/06/23 12:04	09/06/23 16:45	
CBD	< LOQ	0.192	mg/g		09/06/23 12:04	09/06/23 16:45	
CBN	< LOQ	0.192	mg/g		09/06/23 12:04	09/06/23 16:45	
CBG	< LOQ	0.192	mg/g		09/06/23 12:04	09/06/23 16:45	
delta 8-THC	< LOQ	0.192	mg/g		09/06/23 12:04	09/06/23 16:45	
CBC	< LOQ	0.192	mg/g		09/06/23 12:04	09/06/23 16:45	
Total CBG	< LOQ	0.0192	mg/g		09/06/23 12:04	09/06/23 16:45	
THCV	< LOQ	0.192	mg/g		09/06/23 12:04	09/06/23 16:45	

LCS(B23I023-BS1)

Analyte	% Recovery	LOQ	Units	%Recovery Limits	Extracted	Analyzed	Notes
THCA	97.8	1.14	mg/g	90-110	09/06/23 12:04	09/06/23 16:45	
delta 9-THC	98.3	1.14	mg/g	90-110	09/06/23 12:04	09/06/23 16:45	
CBDA	98.3	1.14	mg/g	90-110	09/06/23 12:04	09/06/23 16:45	
CBD	97.1	1.14	mg/g	90-110	09/06/23 12:04	09/06/23 16:45	
delta 8-THC	97.4	1.14	mg/g	90-110	09/06/23 12:04	09/06/23 16:45	

Zoe Wiggers
Technical Director



Analytical Test Report

Science First. ORELAP ID: 4101 OLCC#: 010-10233216933

20756 High Desert Court STE 6, Bend, OR 97701 (541) 299-2008

Lemon Water Cans

Ablis CBD

Laboratory ID: B230904-01

Notes and Definitions

- B Analyte detected in method blank, but not associated samples.
 - B2 Analyte detected in sample and associate method blank.
 - C Interference due to co-elution.
 - D Initial result exceeded calibration range, reported data are based on analysis of a dilution.
 - H Non-homogenous sample matrix affecting RPD and/or QC.
 - I Manual Integration was performed.
 - L Duplicate sample relative percent difference (RPD) exceeds QC limits.
 - M Anomalous results due to matrix interference
 - P Peaks manually split.
 - Q1 QC out of limits but still ok
 - Q2 Quality Control outside QC limits. Data considered estimate.
 - Q3 CCV was above the acceptance criteria. Non-detect samples are considered acceptable.
 - Q4 CCV was below the acceptance criteria, however the sample still exceeds the regulatory limit.
 - R Marginal Exceedence.
 - U Reported result is an estimate. The analyte was detected above the calibration range.
 - X Problems with initial analysis, reported data are from reinjection of prepared sample.
- <LOQ - Results below the Limit of Quantitation - Compound not detected

Zoe Wiggers
Technical Director